

STANDARD AND OPTIONAL EQUIPMENT

○ : Standard ● : Optional

● Safety equipment		HD50V5	HD60V5	● Working equipment		HD50V5	HD60V5	● Piping and others		HD50V5	HD60V5
ROPS canopy		○	○	Bucket	0.08m ³	●	●	Anti-drift valve		●	●
TOPS canopy		●	●		0.11m ³	●	●	1st aux. piping for attachment(W/A selectable)		○	○
Safety lock lever		○	○		0.14m ³	○	●	2nd aux. piping for attachment #3		●	●
Retractable seat-belt		○	○		0.16m ³	●	●	3rd aux. piping for attachment		●	●
Boom working light ※1		○	○	0.18m ³	-	○	Aux. piping proportional control ※4		●	●	
LED boom working light ※1		●	●	Arm	STD Arm	○	○	Stop valve for 1st aux piping port		●	●
Front and Rear working light(Only cabin: Front 2, Rear 1)		●	●		Long Arm(+250mm)	●	●	Pattern change valve(AB) ※5		●	●
Rear side mirror (only cabin)		●	●		Super Long Arm(+500mm)	●	-	Pattern change valve(AF) ※5		●	●
Automatic parking brake (slewing table)		○	○	Dozer blade Reinforced type		○	○	Pattern change valve(ABCD) ※5		●	●
Automatic parking brake (traveling)		○	○	Additional counterweight (+290kg)		●	-	Cold region battery		●	●
Caution indication		○	○	● Operation room option (only cabin)		HD50V5	HD60V5	Designated paint		●	●
Swing table under cover		○	○	Heater ※2		●	●	Relief valve for aux port(13.7MPa)		●	●
Reinforced hose(partial)		○	○	Air conditioner ※2		●	●	Relief valve for aux port(17.2MPa)		●	●
Rear side reflective plate		○	○	AM radio		●	●	● Maintenance		HD50V5	HD60V5
Engine fan guard		○	○	● Operation room		HD50V5	HD60V5	Double element air cleaner		○	○
Secondary engine stop switch		○	○	4-post canopy (ROPS)		○	○	Cartridge type return filter		○	○
Tie down point		○	○	2-post canopy (TOPS)		○	○	Hydraulic oil tank with air breather system		○	○
Front guard(ROPS, cabin)		●	●	Cabin (ROPS)		●	●	Side by side cooling		○	○
Traveling alarm		●	●	● System		HD50V5	HD60V5	Plastic fuel tank		○	○
				Mode selection (Vmax mode / ECO mode)		○	○	Large fuel filter		○	○
				Auto-idling mode		○	○	Water separator with electric sensor		○	○
				Auto transmission		○	○	Dustproof net in front of radiator		●	●
				● Traveling equipment		HD50V5	HD60V5	Castle nut for adjustment (boom tip)		○	○
				Shoe	400mm high-durability rubber shoe	○	○	Castle nut for adjustment (arm link)		●	●
					400mm steel shoe	●	●	Engine error code display		○	○
				Traveling frame undercover		○	○	Engine diagnosis CAN service connector		○	○
								Tool set		○	○

※1 Cannot be installed at the same time ※2 Cannot be installed at the same time ※3 2nd or 2nd and 3rd aux piping cannot be selected without the 1st aux piping ※4 E grip type ※5 Cannot be installed at the same time

SPECIFICATION AND COMBINATION OF BUCKET

● : General purpose □ : Light work × : Unusable

Bucket capacity (JIS M3) (m ³)	HD50V5				HD60V5					
	0.08	0.11	0.14	0.16	0.08	0.11	0.14	0.16	0.18	
Bucket width(mm)	without side cutter	350	450	550	600	350	450	550	600	650
	with side cutter	400	500	600	650	400	500	600	650	700
Number of bucket teeth	3	3	4	4	3	3	4	4	4	
Standard arm	●	●	●	□	●	●	●	●	●	
Long arm	●	●	×	×	●	●	●	×	×	
Super long arm ※	●	●	●	×	-	-	-	-	-	

※ With additional counterweight

SHOE

Type	HD50V5		HD60V5	
	High-durability rubber(tough track)	Steel	High-durability rubber(tough track)	Steel
Shoe width(mm)	400		400	
Overall width(mm)	1,990		1,990	
Ground pressure(kPa)	27	28	31	32

- Before using this machine, read the instruction manual precautions thoroughly to operate it correctly.
- Specifications are subject to change without notice for improvement purposes.
- Photographs shown in the catalog were taken for publication and therefore may differ in some cases from actual objects.
- When operating the mini excavator, wear clothing and equipment in accordance to local legal and safety regulations.

● Contact for enquiry:

KATO

KATO WORKS CO.,LTD.

9-37, Higashi-ohi 1-chome, Shinagawa-ku, Tokyo, 140-0011, Japan

Tel.: Head Office: Tokyo +81 (0)3 3458-1111

Overseas Marketing Department: Tokyo +81 (0)3 3458-1115 / FAX: Tokyo +81 (0)3 3458-1163

www.kato-works.co.jp

QUALITY & EXPERIENCE
SINCE 1895



KATO

**MINI
EXCAVATOR**



✓ FIVE
HD50

✓ FIVE
HD60



Advanced low center of gravity design

Powerful Strong Reliable

This powerful machine fits various jobsites!

Workability & Economy

High Stability

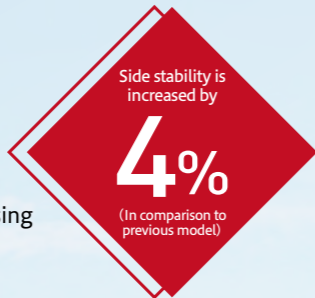
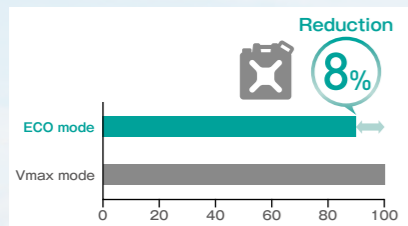
Stability is enhanced in comparison to the previous model by lowering the center of gravity.

High Operability

Improved operability by reducing shocks and increasing stability enables smooth and powerful operations.

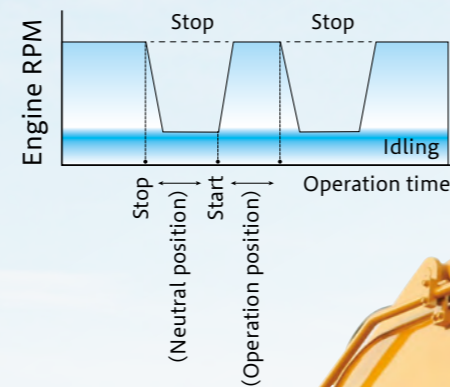
Operating Mode Selection

Vmax mode is for speedy operation and ECO mode is for lower fuel consumption.



Auto-idling Function

Optimum engine speed is provided automatically in a few seconds after returning the joystick levers to the neutral position.



Enhanced Dumping Height

HD50V5 1,930mm
HD60V5 1,830mm



Easy Fueling

The fuel filler port is placed at a lower position for easy fueling.



Powerful Operation

Isochronous control system maintains engine speed even if the workload changes.

Fully-versatile Easy Skimming Work

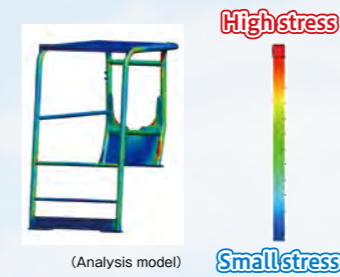
The closer distance between bucket teeth and dozer blade allows it to skim the ground easier.



Safety

ROPS-compliant 4-post Canopy

4-post canopy with a retractable seat belt is available as standard feature. Safety of operator has significantly improved (Fasten your seat belt when you operate).



Engine Start & Safety Lock System

The engine is turned on when that lever is in the neutral position. Auto-parking brake is activated when the lock lever is raised (Including dozer blade and swing). It offers high operating safety and prevents unexpected movements.



Traveling & Swing Parking Brake

Parking brake is equipped to prevent unexpected movement and secure safety.

Emergency Engine Stop Switch

It is possible to stop the engine from outside of cabin at emergency situation.



Durability

High Durable Rubber Shoe "TOUGH TRACK"

The durability of rubber shoe is improved by spiral structure with great rug pattern and anti-corrosion steel cord.

	Conventional	Tough Track
Core metal shape		
Core metal edge FEM analysis		

X-shaped Lower Frame

This structure enhances the strength against twist. Mud drainage performance has increased and cleaning is now carried out with ease.



Working Light under the Boom

The light is installed to under the boom and protected from damages.

Reinforced Boom Cylinder Cover


The V-shaped double structure reinforced boom cylinder cover prevents the cylinder from damages.

Reinforced Dozer Blade

Dozer blade arm adopts sturdy square tube structure. It is strong and durable against twist.

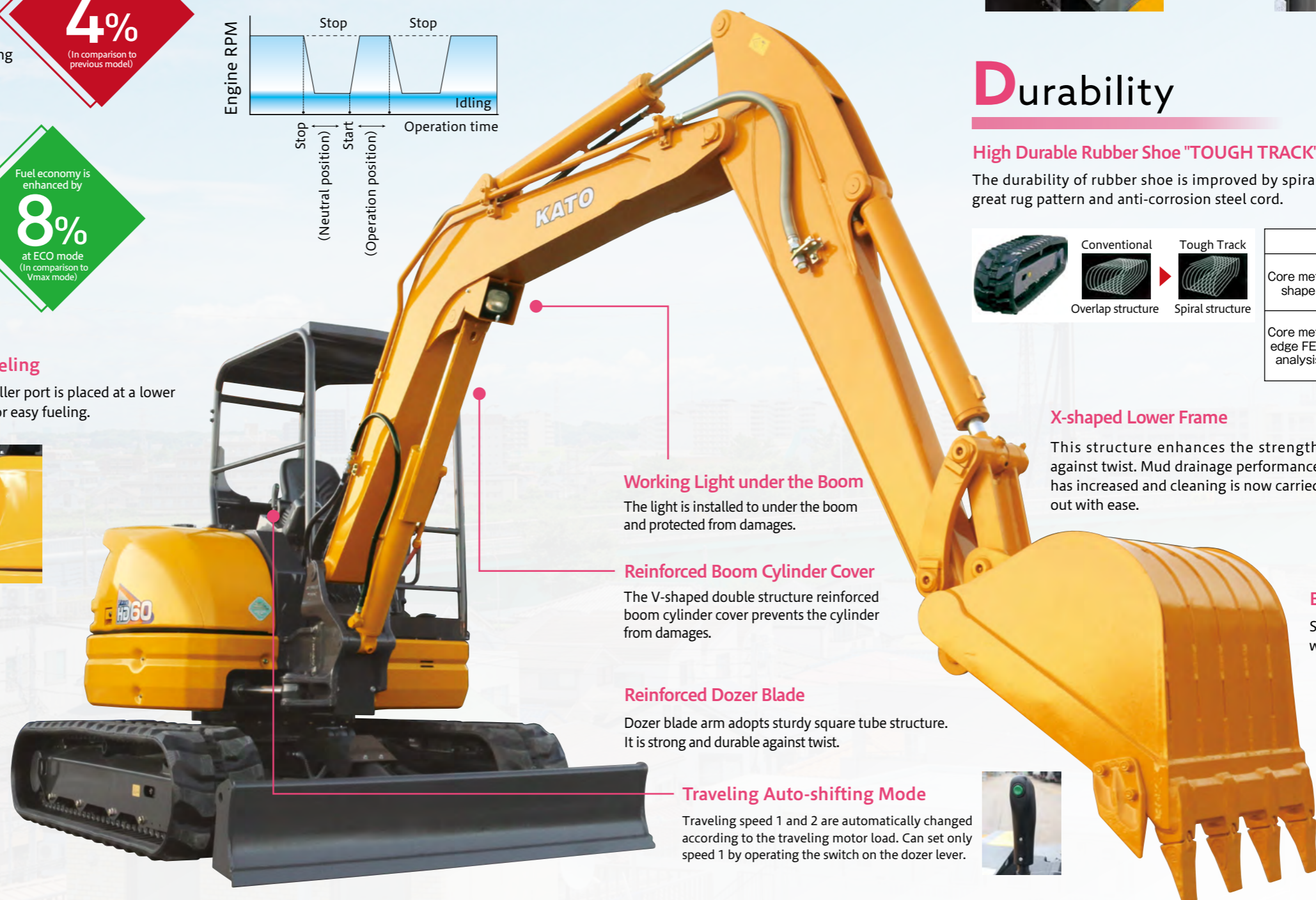
Traveling Auto-shifting Mode

Traveling speed 1 and 2 are automatically changed according to the traveling motor load. Can set only speed 1 by operating the switch on the dozer lever.



Boom Swing Pin

Single large size pin reduces the wearing and the rattling sounds.



Comfortability

Comfortable Operating Station

This spacious operating station reduces operators fatigue.

12V Electric Supply Port

Equipped with an electric supply port. (12V 10A)



Monitor

Brand new display with improved visibility of display due to the always lit LED light. Engine error code on the display supports efficient maintenance.



Comfortable Lever Control

Appropriate lever length and remote valve enhance lever operating comfortability. It also reduces the operators fatigue.

Great Access

Access to the operator seat has been improved by lowering the step height.

Cup holder


The cup holder is installed.



Maintenance

Good Access to Service Ports

Fully-opening rear and right-side covers give you a good access to the engine and other service ports.



- 1 Fuel filter
- 2 Water separator with electric sensor
- 3 Air cleaner (Double element)
- 4 Side by side cooling
- 5 Hydraulic oil return filter
- 6 Battery
- 7 Control valve




Steel-pressed Cover

Durable steel cover is adopted and it is easier to repair damage such as scratch and dent.

Air conditioner




Heater



Pattern change valve (AB)



Pattern change valve (AF)



1st aux. piping pedal



Traveling pedal



Proportional control lever




Additional counterweight




Option


TOPS canopy



ROPS cabin



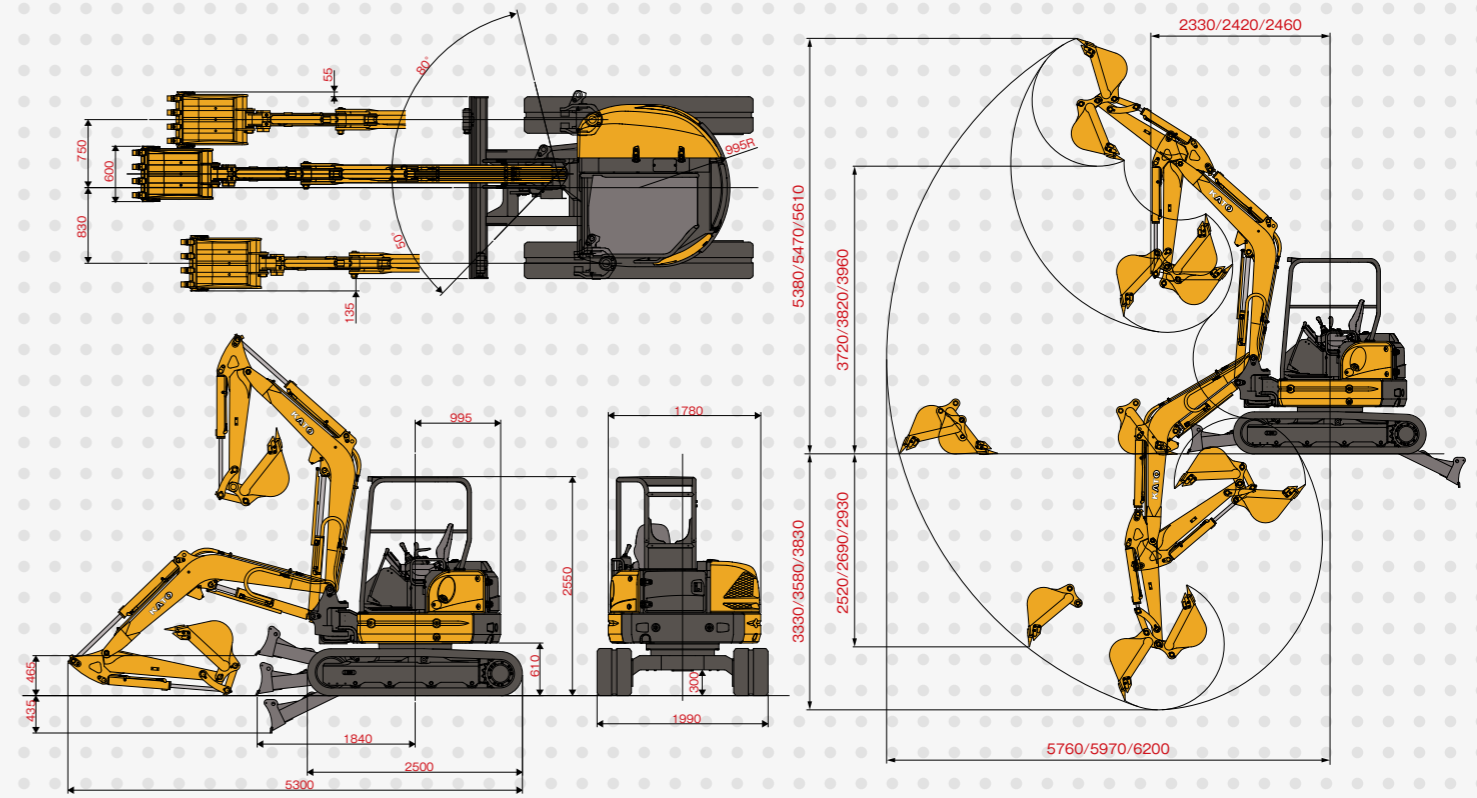
Front guard



Technical Specification

HD50V5 Model : HD50V5 Machine weight : 4,650kg Operating weight : 4,725kg
 Bucket capacity : 0.08m³~0.16m³[Standard 0.14m³]

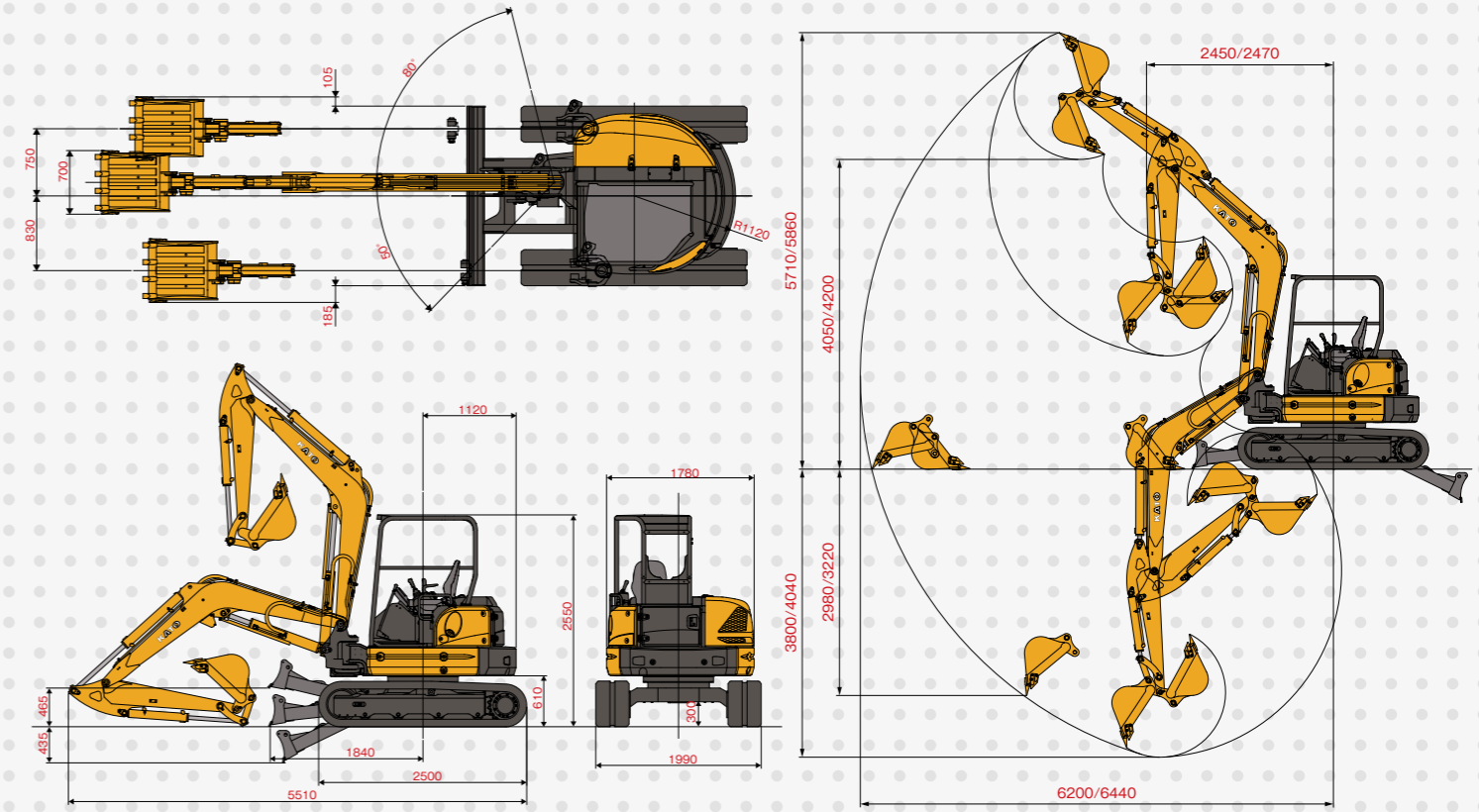
■ENGINE		■TRAVEL & SWING SYSTEM		■HYDRAULIC SYSTEM	
Model KUBOTA V2403-CR-E5B	Travel speed 2.9/4.6km/h	Pumps Double variable piston pump and gear pump
Rated output 32.4kW/2,400min-1	Max. swing speed 9.3min-1	Swing motor Constant displacement piston type with swing brake
Max. torque 155.5N·m/1,500min-1	Grade ability 58% (30°)	Travel motor Variable displacement plunger motor
■DIMENSIONS		Ground pressure 27kPa (0.28kgf/cm ²)	Control valves 9 section multiple control valves
Overall length 5,300mm	■DIGGING FORCE		Max. pressure 24.5MPa (250kgk/cm ²)
Overall height 2,550mm	Bucket digging force 31.0kN		
Overall width 1,990mm	Arm digging force 24.2kN		
Max. ground clearance 300mm	■CAPACITY			
Tail slewing radius 995mm	Hydraulic tank 56L(reference capacity)		
Crawler length 2,500mm	Fuel tank 66L		
Shoe width 400mm				



HD50V5
 [Dimension : Standard Arm/Long Arm/Super Long Arm] (Unit : mm)

HD60V5 Model : HD60V5 Machine weight : 5,370kg Operating weight : 5,445kg
 Bucket capacity : 0.08m³~0.18m³[Standard 0.18m³]

■ENGINE		■TRAVEL & SWING SYSTEM		■HYDRAULIC SYSTEM	
Model KUBOTA V2403-CR-E5B	Travel speed 2.9/4.6km/h	Pumps Double variable piston pump and gear pump
Rated output 32.4kW/2,400min-1	Max. swing speed 9.3min-1	Swing motor Constant displacement piston type with swing brake
Max. torque 155.5N·m/1,500min-1	Grade ability 58% (30°)	Travel motor Variable displacement plunger motor
■DIMENSIONS		Ground pressure 31kPa (0.32kgf/cm ²)	Control valves 9 section multiple control valves
Overall length 5,510mm	■DIGGING FORCE		Max. pressure 24.5MPa (250kgk/cm ²)
Overall height 2,550mm	Bucket digging force 41.2kN		
Overall width 1,990mm	Arm digging force 24.0kN		
Max. ground clearance 300mm	■CAPACITY			
Tail slewing radius 1,120mm	Hydraulic tank 56L(reference capacity)		
Crawler length 2,500mm	Fuel tank 66L		
Shoe width 400mm				



HD60V5
 [Dimension : Standard Arm/Long Arm] (Unit : mm)